




PMEX UPDATE


SELL	
	CRUDE10-AU26 69.94 1.03% Expiry 20/Jul/26 Remaining 21 Days
Entry	70.15 - 69.82
Stoploss	70.75
Take Profit	69.02 - 68.59


SELL	
	NGAS1K-AU26 3.2400 -1.19% Expiry 28/Jul/26 Remaining 29 Days
Entry	3.26 - 3.24
Stoploss	3.28
Take Profit	3.21 - 3.19


SELL	
	GO10Z-AU26 4,062.22 -0.83% Expiry 29/Jul/26 Remaining 30 Days
Entry	4042 - 4038
Stoploss	4058.00
Take Profit	4013 - 4000


SELL	
	SL10-SE26 58.82 -2.05% Expiry 26/Aug/26 Remaining 58 Days
Entry	58.11 - 57.98
Stoploss	59.15
Take Profit	56.91 - 56.45


SELL	
	PLATINUM5-JY26 1,612.30 -2.12% Expiry 26/Jun/26 Remaining -3 Days
Entry	1622 - 1614
Stoploss	1634.00
Take Profit	1602 - 1590


BUY	
	COPPER-DE26 6.2018 -0.08% Expiry 24/Nov/26 Remaining 148 Days
Entry	6.18 - 6.2
Stoploss	6.15
Take Profit	6.24 - 6.29


SELL	
	ICOTTON-DE26 77.14 1.00% Expiry 19/Nov/26 Remaining 143 Days
Entry	77.34 - 77.12
Stoploss	77.62
Take Profit	76.52 - 76.25

BUY	
	DJ-SE26 52,457 0.48% Expiry 17/Sep/26 Remaining 80 Days
Entry	52423 - 52483
Stoploss	52337.00
Take Profit	52615 - 52717

BUY	
	SP500-SE26 7,464 0.84% Expiry 17/Sep/26 Remaining 80 Days
Entry	7447 - 7457
Stoploss	7428.00
Take Profit	7477 - 7496

SELL	
	NSDQ100-SE26 29,705 1.15% Expiry 17/Sep/26 Remaining 80 Days
Entry	29933 - 29848
Stoploss	30056.00
Take Profit	29706 - 29562

BUY	
	GOLDUSDJPY-AU26 161.86 0.06% Expiry 26/Aug/26 Remaining 58 Days
Entry	161.8 - 161.84
Stoploss	161.72
Take Profit	161.95 - 162.05

SELL	
	GOLDEURUSD-AU26 1.1407 0.20% Expiry 26/Aug/26 Remaining 58 Days
Entry	1.1421 - 1.1412
Stoploss	1.143
Take Profit	1.1383 - 1.1367

Major Headlines

Oil prices stabilize as U.S.-Iran reportedly agree to cease Hormuz hostilities

Oil prices rose on Monday after a weekend flareup in U.S.-Iran hostilities cast doubts over their two-week old peace deal, although gains were mitigated by reports that both sides had committed to halt fighting and resume talks this week. Brent oil futures, the global oil benchmark, rose 0.9% to \$72.55 a barrel by 06:32 ET (10:32 GMT), while U.S. West Texas Intermediate crude futures rose 1.2% to \$70.07 a barrel.

Gold prices decline amid renewed U.S.-Iran strikes, rate jitters

Gold prices fell on Monday, as renewed tensions in the Middle East threatened to rekindle inflation fears and support expectations for elevated interest rates, a trend which may not bode well for non-yielding assets like bullion. By 07:15 ET (11:15 GMT), spot gold had fallen by 1.3% to \$4,035.82 an ounce, while gold futures had declined by 1.1% to \$4,049.92 an ounce.

Wall St futures rise as U.S., Iran reportedly halt attacks in Hormuz

U.S. stock futures rose on Monday as investors assessed reports that Washington and Tehran had agreed to halt recent hostilities around the Strait of Hormuz and resume talks, easing concerns over a wider disruption. S&P 500 Futures rose 57 points, or 0.8%, while Nasdaq 100 Futures climbed 324 points, or 1.1%, by 06:12 ET (10:12 GMT). Dow Jones Futures traded 169 points, or 0.3%, higher.

USD/JPY Price Forecast: Remains sideways below 162.00 despite Japan intervention fears

The USD/JPY pair trades in a tight range around 161.80 during the European trading session on Monday. The pair struggles for a direction while market experts remain confident of Tokyo's intervention to support the Japanese Yen (JPY). Officials from Japan have warned several times that the ministry remains vigilant to one-sided excessive moves against the domestic currency.

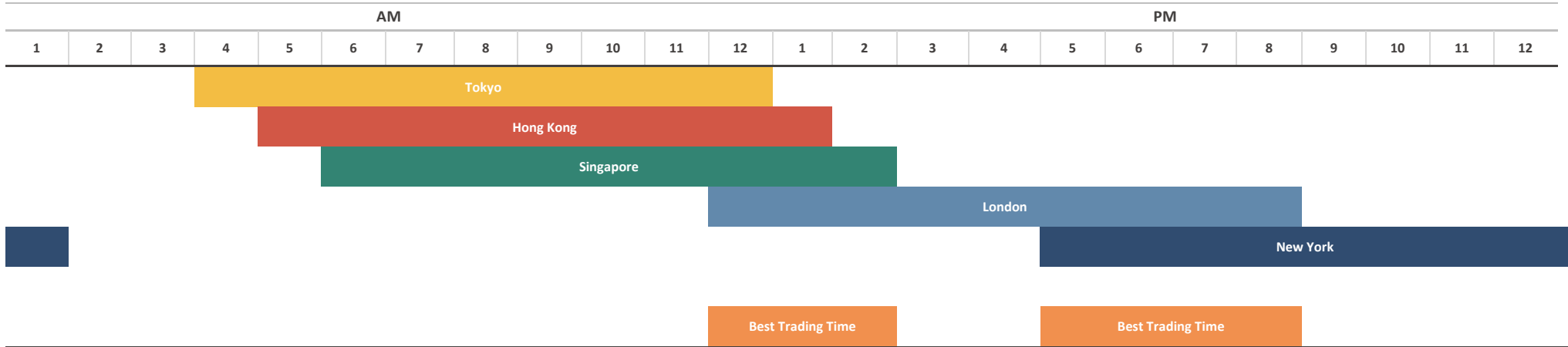
EUR/USD Price Forecasts: Struggling to regain 1.1400 amid geopolitical uncertainty

The Euro (EUR) ticks higher against the US Dollar (USD) on Monday but is struggling to confirm a move above 1.1400, with the 13-month low in the 1.1320 area still within relatively close reach. The uncertainty surrounding the US-Iran ceasefire and investors' caution ahead of a series of US inflation figures are keeping Euro recovery attempts limited so far. Latest reports affirm that the US and Iran have agreed to stop the hostilities that shook the fragile ceasefire this weekend, but the status of the peace negotiation

Economic Calendar

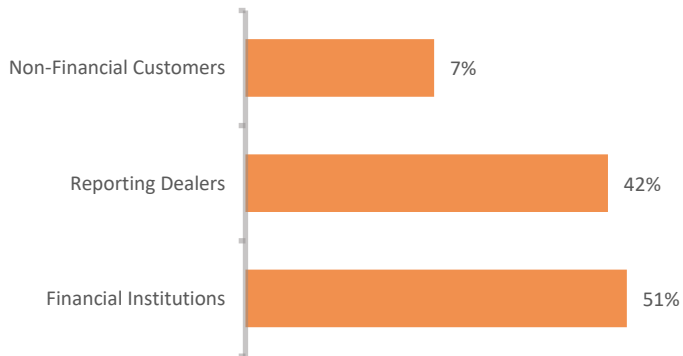
No economic calendar event scheduled

Forex Market Hours

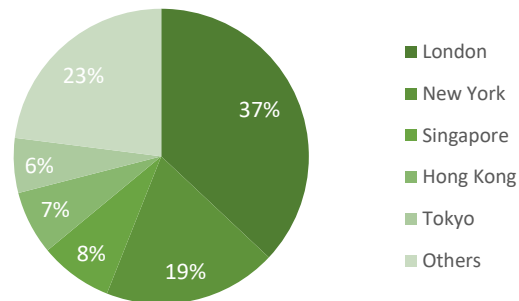


Note: This chart shows the normal forex trading times of all the major forex trading centers across the globe in Pakistan Standard Time.

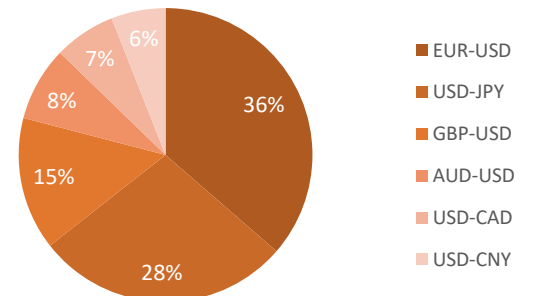
Forex Turnover by Counterparty



Markets' Share in Total Forex Turnover



Most Traded Currency Pairs



DISCLAIMER

This report has been prepared by Abbasi and Company (Private) Limited and is provided for information purposes only. Abbasi and Company (Private) Limited (ACPL) is engaged in brokerage business of commodities futures in Pakistan and to provide the trading/ execution facility on Pakistan Mercantile Exchange (PMEX). There is risk of loss in trading in derivatives (futures). The author, directors and other employees of Abbasi and Company (Private) Limited and its affiliates cannot be held responsible for any loss in trading. Futures; futures on margin carries a high level of risk and may not be suitable for all investors. The high degree of leverage can work against the investor/ traders. Before deciding to invest in Commodity derivatives, you should carefully consider your investment objectives, level of experience, and risk appetite. The possibility exists that you could sustain a loss of some or all of your initial investment and therefore you should not invest money that you cannot afford to lose. You should be aware of all the risks associated with futures trading in commodities and other financial products. We take no responsibility for any loss made in investment on any instruments through us. In any event Abbasi and Company (Private) Limited, its affiliates, agents will not be liable to anyone for any decision made or action taken for investment/trading. Abbasi and Company (Private) Limited, its affiliates, directors and employees cannot be held responsible for any loss in trading due to any problem in connectivity; failure of system; technical problem in the software or any other reason whatever.

All the reports/ recommendations/ trading calls/ opinions are advisory in nature and contains the opinions of the author, which are not to be construed as investment advices. The author, directors and other employees of Abbasi and Company (Private) Limited and its affiliates cannot be held responsible for the accuracy of the information presented herein or for the results of the positions taken based on the opinions expressed in the reports/ views from Abbasi and Company (Private) Limited. All the views/ recommendations/ trading calls and opinions are based on the information, which are believed to be accurate and no assurance can be given for the accuracy of these information.

Derivatives trading involve substantial risk. The valuation of the underlying may fluctuate, and as a result, clients may lose their entire original investment. In no event should the content of this research report be construed as an express or an implied promise, guarantee or implication by, or from, Abbasi and Company (Private) Limited that you will profit or that losses can, or will be, limited in any manner whatsoever. Past results are no indication of future performance. The information provided in this report is intended solely for informative purposes and is obtained from sources believed to be reliable. Information is in no way guaranteed. No guarantee of any kind is implied or possible where projections of future conditions are attempted. Investments in securities market are subject to market risks, read all the related documents carefully before investing.

All rights reserved by Abbasi and Company (Private) Limited. This report or any portion hereof may not be reproduced, distributed, or published by any person for any purpose whatsoever. Nor can it be sent to a third party without prior consent of Abbasi and Company (Private) Limited. Action could be taken for unauthorized reproduction, distribution, or publication.

The research analyst, primarily involved in the preparation of this report, certifies that (1) the views expressed in this report accurately reflect his/her personal views about the subject commodity/index /currency pair and (2) no part of his/her compensation was, is or will be directly or indirectly related to the specific recommendations or views expressed in this report.

DISCLOSURE

Following exchange rates are used to convert investment and profit values:

- USD/PKR: 280.10
- JPY/PKR: 1.97

To arrive at our Target Price, Abbasi & Company (Private) Limited uses following methods:

- Technical Analysis
- Fundamental Analysis

Furthermore, profit and returns are inclusive of all expenses including PMEX Fee, ACPL Fee & Sales Tax

RESEARCH DISSEMINATION POLICY

Abbasi & Company (Private) Limited endeavors to make all reasonable efforts to disseminate research to all eligible clients in a timely manner through either physical or electronic distribution such as email, fax mail etc. Nevertheless, all clients may not receive the material at the same time.

PREPARED BY

Muhammad Rashid Nawaz

Phone: (+92) 42 38302028

Ext: 118

Email: umairjaved@abbasiandcompany.com

RESEARCH DEPARTMENT

6 - Shadman, Lahore

Phone: (+92) 42 38302028; Ext: 116, 117

Email: research@abbasiandcompany.com

web: www.abbasiandcompany.com

HEAD OFFICE

6 - Shadman, Lahore

Phone: (+92) 42 38302028

Email: support@abbasiandcompany.com

web: www.abbasiandcompany.com